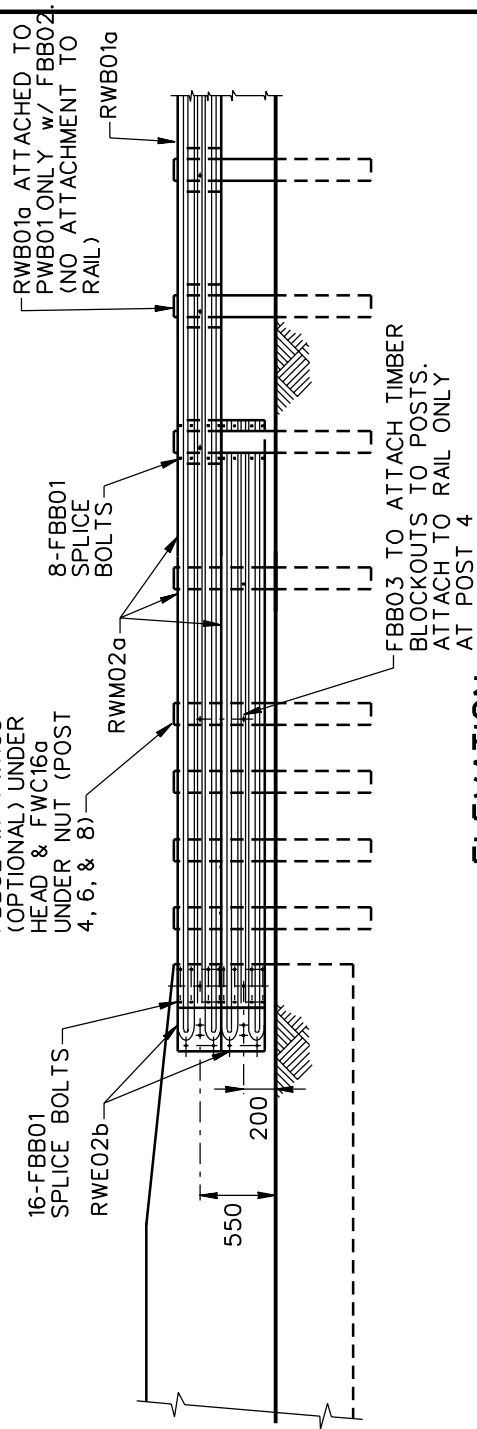


**PLAN**

FBB02 w/ FWR03  
(OPTIONAL) UNDER  
HEAD & FWC16a  
UNDER NUT (POST  
4, 6, & 8)



**ELEVATION**

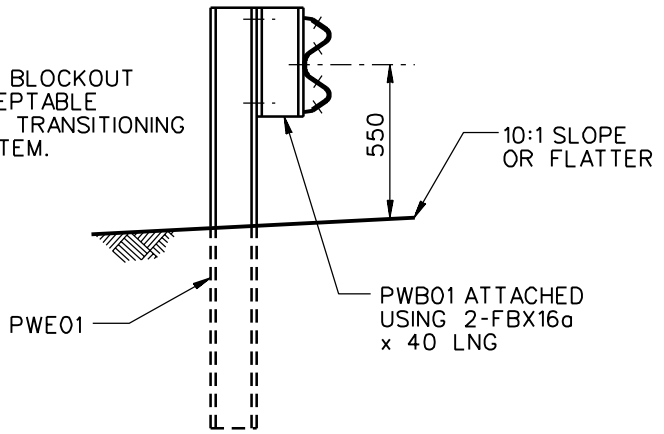
1994

**NESTED W-BEAM TO VERTICAL WALL TRANSITION**

**STB04**

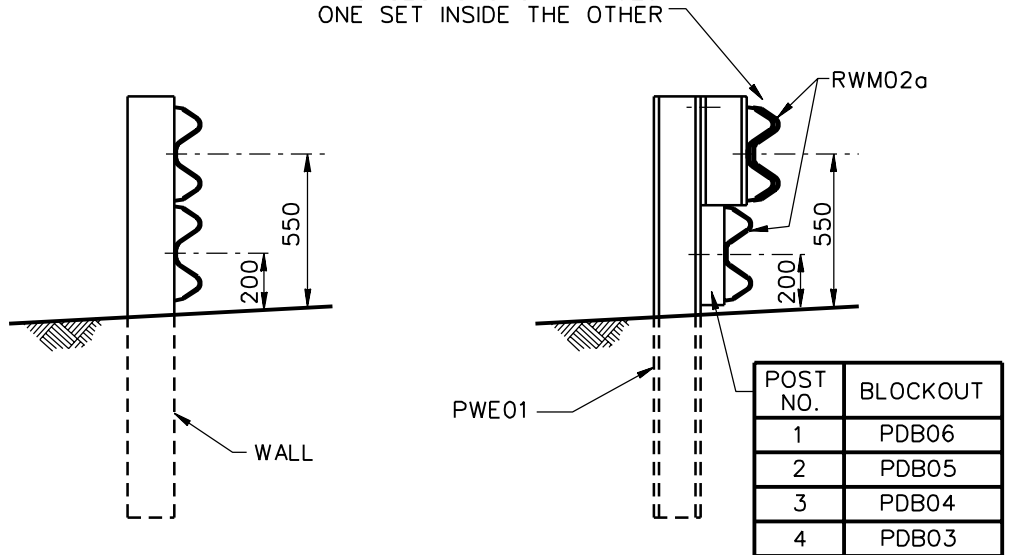
SHEET NO.	REF. NO.
1 of 4	

**NOTE:** POSTS PDE02 AND BLOCKOUT PDB01 ARE AN ACCEPTABLE ALTERNATIVE WHEN TRANSITIONING TO A SGR04b SYSTEM.



**SECTION C-C**

TWO SECTIONS OF RWM02a  
ONE SET INSIDE THE OTHER



POST NO.	BLOCKOUT
1	PDB06
2	PDB05
3	PDB04
4	PDB03

**SECTION A-A**

**SECTION B-B**

1994

**NESTED W-BEAM TO VERTICAL WALL TRANSITION**

**STB04**

SHEET NO.	REF. NO.
3 of 4	